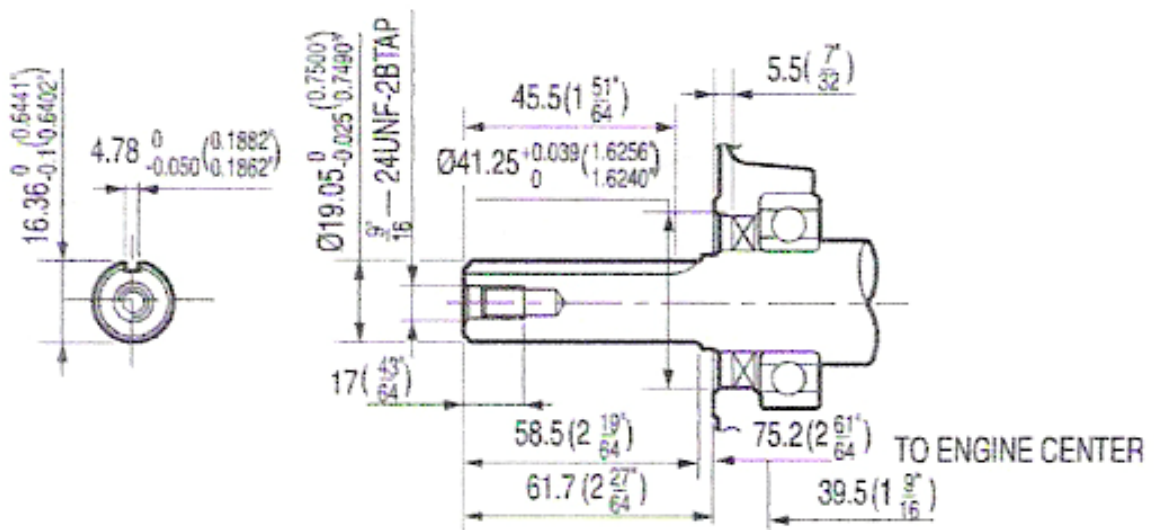


Honda GX200

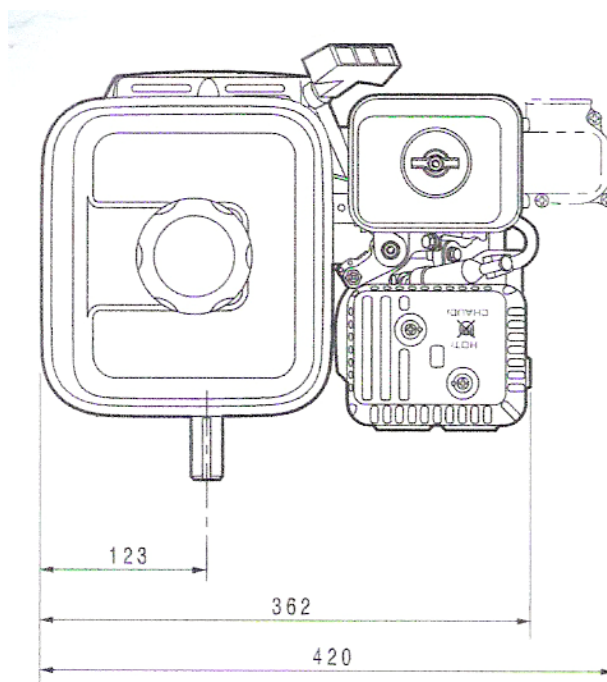
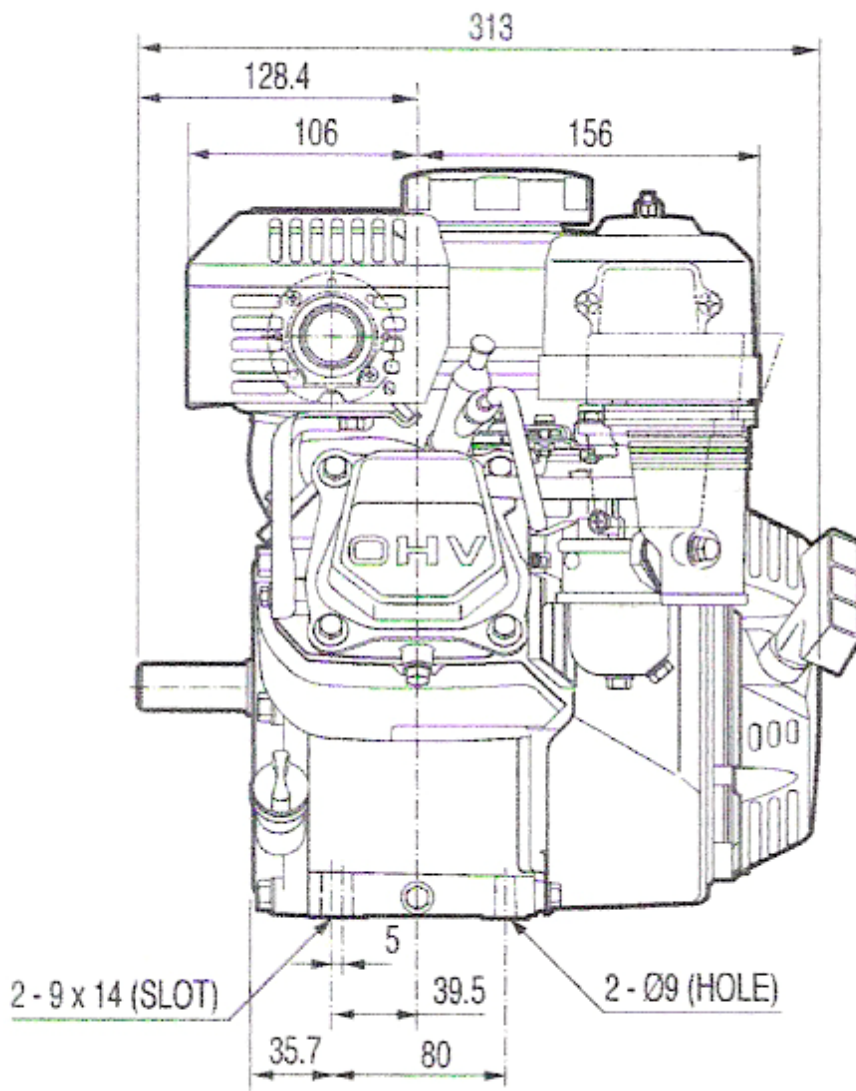
<i>Engine Type</i>	Air cooled 4 stroke OHV petrol engine, 25° inclined cylinder, horizontal shaft
<i>Cylinder Sleeve Type</i>	Cast Iron Sleeve
<i>Bore x Stroke</i>	68 x 54mm
<i>Displacement</i>	196 cm ³
<i>Compression</i>	8.5 : 1
<i>Net Power</i>	4.1 Kw (5.5 HP) / 3600 rpm
<i>Cont. rated power</i>	3.3 kW (4.4 HP) / 3000 rpm 3.7 kW (5.0 HP) / 3600 rpm
<i>Max net torque</i>	12.4 Nm / 1.26 Kgm / 2500 rpm
<i>Ignition System</i>	Transistorised
<i>Starting System</i>	Recoil (Electric Start Optional)
<i>Fuel tank Capacity</i>	3.10 l
<i>Fuel cons. at rated power</i>	1.7 L/hr - 3600 rpm
<i>Engine Oil Capacity</i>	0.6 l
<i>Dimensions (L x W x H)</i>	313 x 376 x 346 mm
<i>Dry Weight</i>	16 kg

Q Shaft Dimensions



Honda GX200

Engine Dimensions



Honda GX200

Engine Dimensions

